



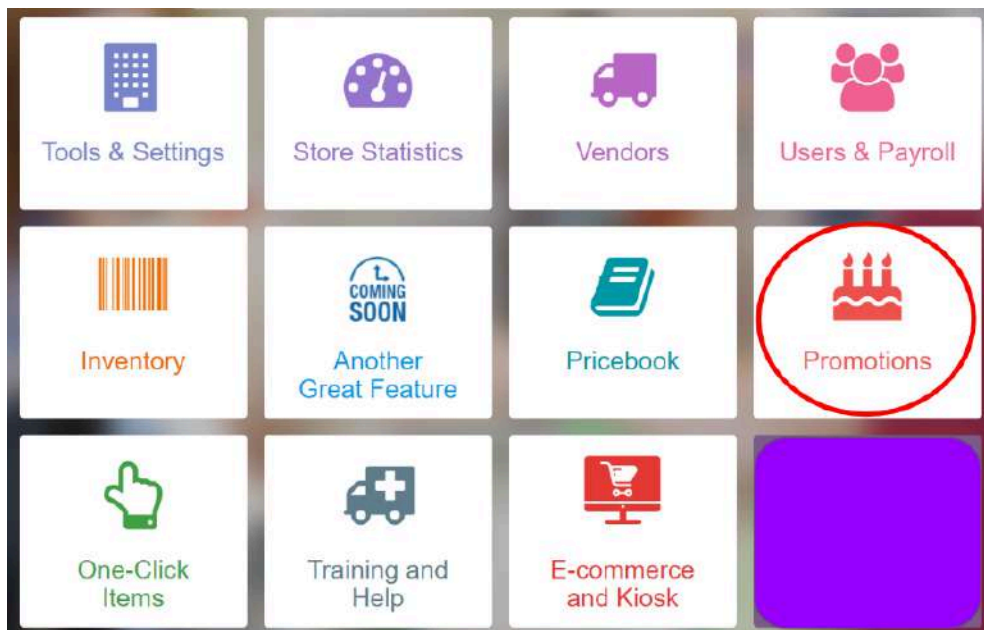
THE "WORLD'S MOST LIT POINT OF SALE SYSTEM"

919/24

Setting up a Loyalty Program

You can set up your loyalty program either through your online account or directly on your POS terminal.


- 1) Click the Promotions button



- 2) Click Points and then Add Points Level



- 3) Make sure your Reward Type is Pay With Points¹. If you leave the “Valid To” field blank the program will continue perpetually. You can set the # of Points and the Reward amount however you like. The system will default to make the Min. purchase = the Reward amount. The Reward Name will also automatically populate if you don’t enter anything.

Add Detail 


Reward Name

Reward Type Pay With Points

Valid From

Valid To (inclusive)

of Points points to get this reward (Note: 1 point = \$1.00)

Picture 

Reward \$

Min. purchase \$

- 4) Click Finish

¹ Item(s) reward type is not currently supported